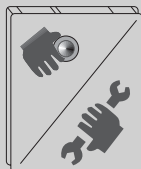


IVTV-03

7 607 004 574



www.blaupunkt.com

Safety notices14

Recycling and disposal14

Notes on installation and operation.....15

Tuner connection 15

Remote control 16

Functions17

Cable TV channels18

Detecting the input signal..... 18

Connection options19

AV output..... 19

Installation (antenna)20

Diversity antenna system 20

Safety circuit22

Accessories.....23

Specifications23

Signal type134

Frequency table for cable TV.....136

SAFETY NOTICES

Thank you for choosing a Blaupunkt product. We hope you enjoy using this new piece of equipment.

Please read these operating instructions before using the equipment for the first time.

The Blaupunkt editors are constantly working on making the operating instructions clearer and easier to understand. However, if you still have any questions on how to operate the equipment, please contact your dealer or the telephone hotline for your country. You will find the telephone numbers printed at the back of this booklet.

We provide a manufacturer guarantee for our products bought within the European Union. You can view the guarantee conditions at www.blaupunkt.de or ask for them directly at:

Blaupunkt GmbH
Hotline
Robert-Bosch-Str. 200
D-31139 Hildesheim

Safety notices

Please observe the following safety notices during installation and whilst making the connections.

- Disconnect the negative and positive terminals of the battery.
- When doing so, please observe the safety notices provided by the vehicle manufacturer.
- Before drilling the holes necessary for mounting the equipment and for laying cables, please make sure that concealed cables, the fuel tank and fuel lines cannot be damaged in the process!

Recycling and disposal

Our products are made from materials that can be disposed of in an environmentally sensitive manner and are suitable for appropriate recycling. Products that are to be scrapped must be collected separately from household waste. To dispose of the product, please use the available waste return and collection systems.



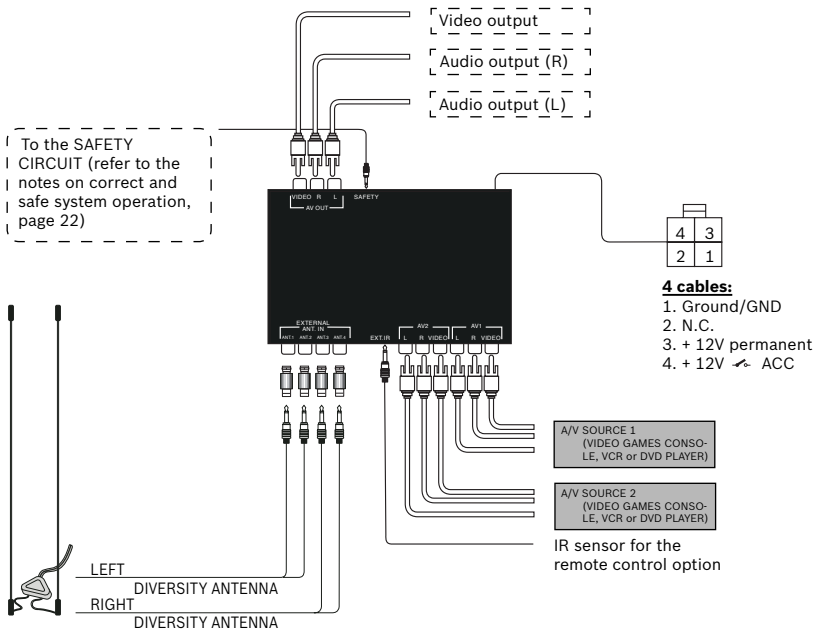
Notes on installation and operation

Tuner connection

- The tuner must first be installed in a suitable location. You must make sure that the device is fixed securely in place and that it is not subjected to moisture or dirt. You must not lay the connecting cables in a way that could cause the vehicle passengers to get inadvertently caught up in them and rip them out.
- Please note that the tuner must not be positioned near heat sources (e.g. heating, direct sunlight) since this could result in faulty behaviour as a result of excess temperature.
- Connect all of the tuner's audio, video and power supply connections (see connection diagram in the following picture) that you need for your system installation. When positioning the infrared sensor, make sure there are no objects positioned between the sensor and the place where you usually keep your remote control, since they could interfere with the transmission of the infrared signal.

Note:

The following diagram shows all of the tuner's connection options. Your car system's connections do not necessarily have to be exactly the same as this.



NOTES ON INSTALLATION AND OPERATION

Remote control

TV/AV

These buttons allow you to select the available inputs TV, CATV, AV 1, AV 2.

Program selection buttons for stored favourites.

DISP

Open the region menu

MENU

Open the region menu

ADD

Open the channel storing menu for the program selection buttons



Start search to the previous channel

POWER

For switching on the IVTV -03.



CH Channel selection UP / DOWN



ADJ

Channel fine tuning

ERASE

Erase button for the program memory assignments

ESC

Return without storing



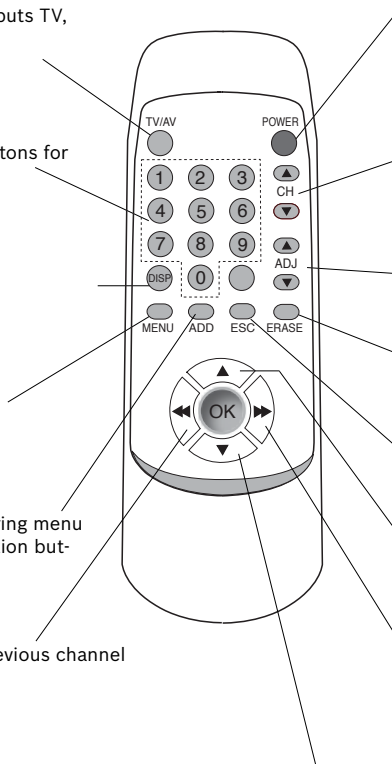
Start search to the next channel in the favourites list



Start search to the next channel



Start search to the previous channel in the favourites list



Functions

POWER

To *switch on* the TV tuner, press the POWER button.

To *switch off* the TV tuner, press the POWER button again.

TV/AV

You can use the TV/AV button to switch between the channel/input options TV, CATV, AV1 and AV2.

CH ▲/▼

Channel search ▲ > Press once to switch to the next higher channel.

Channel search ▼ > Press once to switch to the next lower channel.

ADJ ▲/▼

Channel fine tuning > Carries out fine tuning once more.

This function is necessary if the channel you are searching for lies outside the standard frequency raster.

ERASE

Erase button for the Select the program memory location, press the ERASE button and confirm the erase action with the OK button.

ESC

Return without saving if you are in the menu or after pressing the Erase button.

ADD

Open the channel storing menu for the *program selection buttons* > Select the channel, press the ADD button, then enter the number of the memory location and confirm by pressing the OK button.

MENU

Open the *region menu* > Briefly press the menu button, use PRG ▲/▼ to select the receivable region and confirm by pressing the OK button.

Selection: PAL B/G, B/H, I, D/K, AUS; SECAM L, L', DK, BG

DISP

Display the TV standards and channel information.

Channel selection buttons 0 - 9

Program selection buttons for stored favourites. There are a total of 15 program memory locations available (01-15).

PRG ▲/▼

Channel search Up/Down for stored favourites.



Channel search UP/Down

OK

Confirmation button in function menus.

CABLE TV CHANNELS

Detecting the input signal

The tuner system automatically detects whether a signal is being received and/or whether a signal can be received in every signal input mode or not. If it does not detect a signal, the “No Signal” status is indicated. If a signal is received, a corresponding display appears immediately.

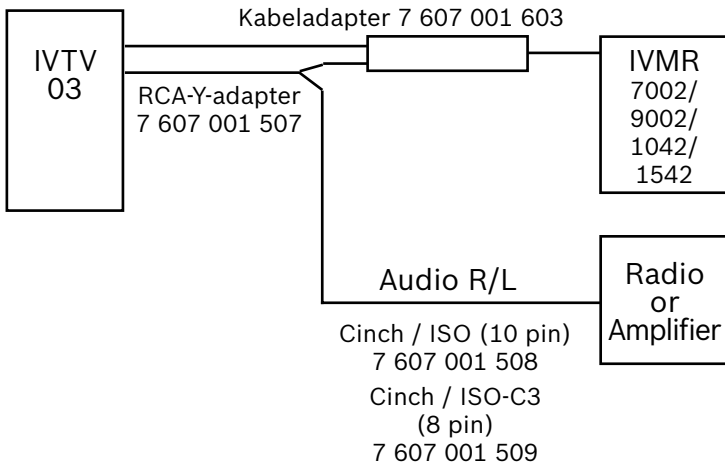
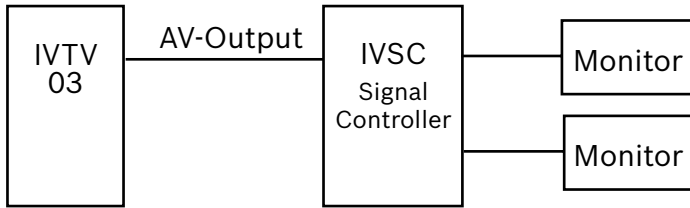
| System | TV | Cable TV (CATV) |
|---------------|---------------------|--------------------------|
| PAL B/G | TV channels 2 ~ 69 | Cable TV channels 1 ~ 57 |
| PAL B/H | TV channels 2 ~ 69 | Cable TV channels 1 ~ 57 |
| PAL I | TV channels 12 ~ 69 | Cable TV channels 1 ~ 44 |
| PAL D/K | TV channels 1 ~ 57 | Cable TV channels 1 ~ 63 |
| PAL AUS | TV channels 00 ~ 69 | Cable TV channels |
| SECAM L | TV channels 21 ~ 61 | Cable TV channels 2 ~ 40 |
| SECAM L' | TV channels 1 ~ 10 | Cable TV channels 2 ~ 40 |
| SECAM DK | TV channels 21 - 60 | Cable TV channels 1 |
| SECAM BG | TV channels 02 - 61 | Cable TV channels 2 |

| Input source | Description |
|---------------------|------------------------------|
| AV1 | External audio/video input 1 |
| AV2 | External audio/video input 2 |

AV output

This connection option is used for sending the audio signal directly to the car sound system. In order to use this option, the car sound system must be equipped with an AUX input. The video output is used to connect additional video screens and it only outputs the video signal.

Connection options



INSTALLATION

Installation (antenna)

Diversity antenna system

The Diversity antenna system that is integrated in the tuner has been specially developed for mobile applications and ensures optimum signal reception.

a. Installation

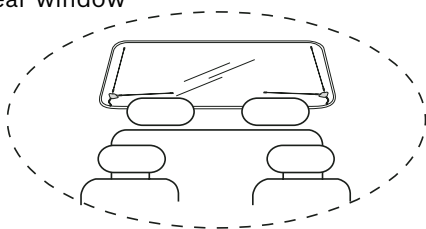
Remove the protective covering from the antenna foot and secure the adhesive foot to the required position (the surface to which it is stuck must be free from dust and grease).

b. Adjusting the angle

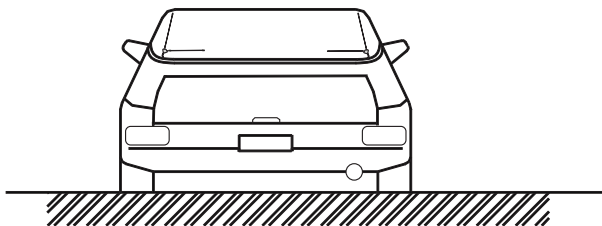
In order to achieve optimum reception quality, adjust the position of the antenna so that (if possible) one rod is aligned horizontally and one rod vertically.

c. Installation notes

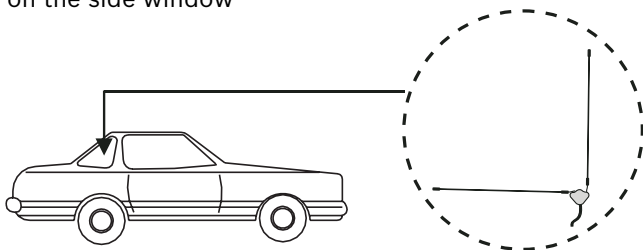
- Installation on the rear window



- Installation on the windscreen

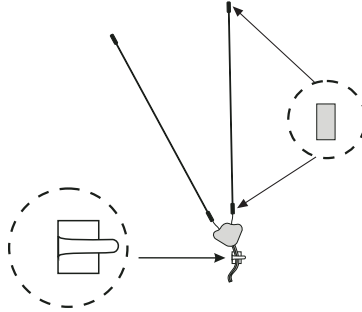


- Installation on the side window

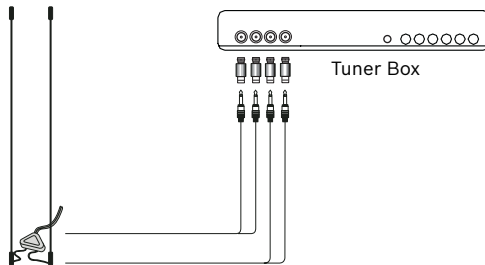


- Antenna attachment

The supplied adhesive strips for the antenna achieve optimum adhesion after approx. 24 hours. You must not re-use adhesive strips once you remove them from the window. If you want to re-install the antenna, you can use the supplied replacement adhesive strip, which can be cut to size with scissors



- Connection of the antenna to the tuner box

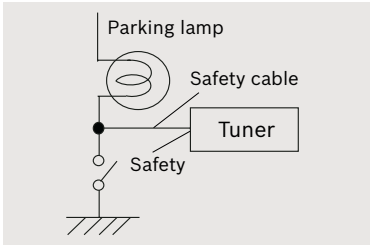
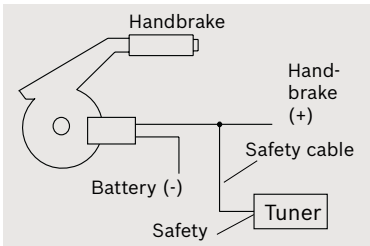


INSTALLATION

Safety circuit

The tuner module has been fitted with a safety circuit to ensure safe TV operation. The supplied accessory components include a special safety cable. **If the safety system is installed correctly, you can only activate TV operating mode if the vehicle handbrake is on.** The schematic diagrams below provide information on how to install the system. If you require additional assistance, please contact your dealer.

| TV/AV selection | Function of the safety circuit | |
|-----------------|--------------------------------|-----------------------|
| | Vehicle is moving | Vehicle is stationary |
| TV-IN | Monitor off | Monitor on |
| AV-IN | Monitor aus | Monitor ein |



Accessories

| | |
|-----------------------------|---|
| IR cable | 1 |
| AV cable | |
| Electrical cable | |
| Safety cable | |
| Remote control with battery | |
| Operating instructions | |
| Antenna | 4 |
| Adapter | |

Specifications

| | |
|-------------------------------|---|
| AV- AV input | 2 x AV RCA |
| AV output | 1 x AV RCA |
| TV channels | see page 18 |
| Dimensions (W x H x D) | 182 x 27.4 x 134 mm |
| Weight | 640 g |
| Supported system | PAL B/G, B/H, I, D/K, AUS; Secam BG, DK, L, L' |
| Visible-type fuse | 3 amps |
| Operating temperature | 0° C to +60° C |
| Storing temperature | -20° C to +70° C |
| Operating voltage | 10 V to 16 V |
| Current consumption approx. | 1 A (TV mode), 0.76 A (AV mode) |
| Quiescent current consumption | < 1 mA |
| Video input/output impedance | 75 ohms |
| Audio input/output impedance | 620 ohms |
| Video in/out amplification | 0 dB / 75 ohms |
| Audio in/out amplification | 0 dB / without load |

Subject to changes!

SIGNAL TYPE

| COUNTRY | SIGNAL TYPE | | |
|-------------------|-------------------|----------------------|--|
| ISLE OF MAN | PAL | GIBRALTAR | PAL B/G |
| NEPAL | B | GREECE | PAL B/G |
| BULGARIA | PAL | ICELAND | PAL B/G |
| IRAQ | PAL | ISRAEL | PAL B/G |
| SRI LANKA | PAL | ITALY | PAL B/G |
| AZORES | PAL B | KENYA | PAL B/G |
| BANGLADESH | PAL B | KUWAIT | PAL B/G |
| BRUNEI DARUSSALAM | PAL B | LEBANON | PAL B/G |
| COOK ISLANDS | PAL B | LIBYA | PAL B/G |
| EAST TIMOR | PAL B | LIECHTENSTEIN | PAL B/G |
| EASTER ISLAND | PAL B | NETHERLANDS | PAL B/G |
| ETHIOPIA | PAL B | NEW ZEALAND | PAL B/G |
| GAMBIA | PAL B | NIGERIA | PAL B/G |
| GREENLAND | PAL B | NORWAY | PAL B/G |
| INDIA | PAL B | OMAN | PAL B/G |
| INDONESIA | PAL B | PAPUA NEW GUINEA | PAL B/G |
| LAOS | PAL B | PORTUGAL | PAL B/G |
| MADEIRA | PAL B | SAO TOMÉ E PRINCIPE | PAL B/G |
| MALAYSIA | PAL B | SEYCHELLES | PAL B/G |
| MALDIVES | PAL B | SIERRA LEONE | PAL B/G |
| MALTA | PAL B | SINGAPORE | PAL B/G |
| MOZAMBIQUE | PAL B | SLOVAKIA | PAL B/G |
| NORFOLK ISLAND | PAL B | SOMALIA | PAL B/G |
| PAKISTAN | PAL B | SPAIN | PAL B/G |
| QATAR | PAL B | SWAZILAND | PAL B/G |
| SUDAN | PAL B | SWEDEN | PAL B/G |
| TANZANIA | PAL B | SWITZERLAND | PAL B/G |
| TURKEY | PAL B | UGANDA | PAL B/G |
| AFGHANISTAN | PAL B, SECAM B | UNITED ARAB EMIRATES | PAL B/G |
| ALBANIA | PAL B/G | YUGOSLAVIA | PAL B/G |
| ALGERIA | PAL B/G | ZAMBIA | PAL B/G |
| AUSTRALIA | PAL B/G | ZIMBABWE | PAL B/G |
| AUSTRIA | PAL B/G | JORDAN | PAL B/G |
| BAHRAIN | PAL B/G | CZECH REPUBLIC | PAL B/G (cable), PAL D/K (broad- cast) |
| CAMEROON | PAL B/G | CAMBODIA | PAL B/G |
| CANARY ISLANDS | PAL B/G | EGYPT | PAL B/G, SECAM B/G |
| CYPRUS | PAL B/G | LITHUANIA | PAL B/G, SECAM D/K |
| DENMARK | PAL B/G | LATVIA | PAL B/G, SECAM D/K |
| ESTONIA | PAL B/G | | |
| FINLAND | PAL B/G | | |
| GERMANY | PAL B/G | | |
| GHANA | PAL B/G | | |

| COUNTRY | SIGNAL TYPE | | |
|----------------------|----------------------|------------------------|----------------|
| LUXEMBOURG | PAL B/G, | AZERBAIJAN | SECAM D/K |
| SECAM L | | BELARUS | SECAM D/K |
| BELGIUM | PAL B/H | GEORGIA | SECAM D/K |
| BOSNIA/HERZEGOVINA | PAL B/H | KAZAKHSTAN | SECAM D/K |
| CROATIA | PAL B/H | KYRGYZ REPUBLIC | SECAM D/K |
| LIBERIA | PAL B/H | MOLDOVA (MOLDAVIA) | SECAM D/K |
| MACEDONIA | PAL B/H | RUSSIA | SECAM D/K |
| SLOVENIA | PAL B/H | TAJIKISTAN | SECAM D/K |
| THAILAND | PAL B/M | TURKMENISTAN | SECAM D/K |
| YEMEN | PAL B | UKRAINE | SECAM D/K |
| CHINA | | UZBEKISTAN | SECAM D/K |
| (PEOPLE'S REPUBLIC) | PAL D | FRANCE | |
| ROMANIA | PAL D/G | (FRENCH FORCES TV) | SECAM G |
| POLAND | PAL D/K | BENIN | SECAM K |
| ANGOLA | PAL I | BURKINA FASO | SECAM K |
| FALKLAND ISLANDS | | BURUNDI | SECAM K |
| (LAS MALVINAS) | PAL I | CENTRAL AFRICAN | |
| HONG KONG | PAL I | REPUBLIC | SECAM K |
| IRELAND, REPUBLIC OF | PAL I | CONGO | |
| MACAU | PAL I | (PEOPLE'S REPUBLIC) | SECAM K |
| NAMIBIA | PAL I | CONGO, DEM. | |
| SOUTH AFRICA | PAL I | REP. (ZAIRE) | SECAM K |
| UNITED KINGDOM | PAL I | DJIBOUTI | SECAM K |
| GUINEA | PAL K | GABON | SECAM K |
| LESOTHO | PAL K | GUADELOUPE | SECAM K |
| HUNGARY | PAL K/K | GUIANA (FRENCH) | SECAM K |
| HAITI | SECAM | MADAGASCAR | SECAM K |
| TAHITI | SECAM | MALI | SECAM K |
| EQUITORIAL GUINEA | SECAM B | MARTINIQUE | SECAM K |
| MAURITANIA | SECAM B | MAYOTTE | SECAM K |
| MAURITIUS | SECAM B | NEW CALEDONIA | SECAM K |
| MOROCCO | SECAM B | NIGER | SECAM K |
| SYRIA | SECAM B, PAL G | POLYNESIA (FRENCH) | SECAM K |
| IRAN | SECAM B/G | REUNION | SECAM K |
| TUNISIA | SECAM B/G | ST. PIERRE ET MIQUELON | SECAM K |
| SAUDI ARABIA | SECAM B/ G, PAL B | SENEGAL | SECAM K |
| CHAD | SECAM D | TOGO | SECAM K |
| MONGOLIA | SECAM D | WALLIS & FUTUNA | SECAM K |
| KOREA (NORTH) | SECAM D, PAL D/K | BOTSWANA | SECAM K, PAL I |
| ARMENIA | SECAM D/K | COTE D'IVOIRE | |
| | | (IVORY COAST) | SECAM K/D |
| | | FRANCE | SECAM L |
| | | MONACO | SECAM L, PAL G |

FREQUENCY TABLE FOR CABLE TV

PAL B/G

| Index | Channel No. | Freq. (MHz) | Index | Channel No. | Freq. (MHz) | Index | Channel No. | Freq. (MHz) |
|-------|-------------|-------------|-------|-------------|-------------|-------|-------------|-------------|
| 1 | E2 | 48.25 | 41 | S25 | 335.25 | 22 | S19 | 287.25 |
| 2 | E3 | 55.25 | 42 | S26 | 343.25 | 23 | S20 | 294.25 |
| 3 | E4 | 62.25 | 43 | S27 | 351.25 | 24 | S21 | 303.25 |
| 4 | X | 69.25 | 44 | S28 | 359.25 | 25 | S22 | 311.25 |
| 5 | Y | 76.25 | 45 | S29 | 367.25 | 26 | S23 | 319.25 |
| 6 | Z | 83.25 | 46 | S30 | 375.25 | 27 | S24 | 327.25 |
| 7 | Z+1 | 90.25 | 47 | S31 | 383.25 | 28 | S25 | 335.25 |
| 8 | Z+2 | 97.25 | 48 | S32 | 391.25 | 29 | S26 | 343.25 |
| 9 | S1 | 105.25 | 49 | S33 | 399.25 | 30 | S27 | 351.25 |
| 10 | S2 | 112.25 | 50 | S34 | 407.25 | 31 | S28 | 359.25 |
| 11 | S3 | 119.25 | 51 | S35 | 415.25 | 32 | S29 | 367.25 |
| 12 | S4 | 126.25 | 52 | S36 | 423.25 | 33 | S30 | 375.25 |
| 13 | S5 | 133.25 | 53 | S37 | 431.25 | 34 | S31 | 383.25 |
| 14 | S6 | 140.25 | 54 | S38 | 439.25 | 35 | S32 | 391.25 |
| 15 | S7 | 147.25 | 55 | S39 | 447.25 | 36 | S33 | 399.25 |
| 16 | S8 | 154.25 | 56 | S40 | 455.25 | 37 | S34 | 407.25 |
| 17 | S9 | 161.25 | 57 | S41 | 463.25 | 38 | S35 | 415.25 |
| 18 | S10 | 168.25 | | | | 39 | S36 | 423.25 |
| 19 | E5 | 175.25 | | | | 40 | S37 | 431.25 |
| 20 | E6 | 182.25 | | | | 41 | S38 | 439.25 |
| 21 | E7 | 189.25 | | | | 42 | S39 | 447.25 |
| 22 | E8 | 196.25 | | | | 43 | S40 | 455.25 |
| 23 | E9 | 203.25 | | | | 44 | S41 | 463.25 |
| 24 | E10 | 210.25 | | | | | | |
| 25 | E11 | 217.25 | | | | | | |
| 26 | E12 | 224.25 | | | | | | |
| 27 | S11 | 231.25 | | | | | | |
| 28 | S12 | 238.25 | | | | | | |
| 29 | S13 | 245.25 | | | | | | |
| 30 | S14 | 252.25 | | | | | | |
| 31 | S15 | 259.25 | | | | | | |
| 32 | S16 | 266.25 | | | | | | |
| 33 | S17 | 273.25 | | | | | | |
| 34 | S18 | 280.25 | | | | | | |
| 35 | S19 | 287.25 | | | | | | |
| 36 | S20 | 294.25 | | | | | | |
| 37 | S21 | 303.25 | | | | | | |
| 38 | S22 | 311.25 | | | | | | |
| 39 | S23 | 319.25 | | | | | | |
| 40 | S24 | 327.25 | | | | | | |

PAL I

| Index | Channel No. | Freq. (MHz) |
|-------|-------------|-------------|
| 1 | S01 | 69.25 |
| 2 | S02 | 76.25 |
| 3 | S03 | 83.25 |
| 4 | S1 | 105.25 |
| 5 | S2 | 112.25 |
| 6 | S3 | 119.25 |
| 7 | S4 | 126.25 |
| 8 | S5 | 133.25 |
| 9 | S6 | 140.25 |
| 10 | S7 | 147.25 |
| 11 | S8 | 154.25 |
| 12 | S9 | 161.25 |
| 13 | S10 | 168.25 |
| 14 | S11 | 231.25 |
| 15 | S12 | 238.25 |
| 16 | S13 | 245.25 |
| 17 | S14 | 252.25 |
| 18 | S15 | 259.25 |
| 19 | S16 | 266.25 |
| 20 | S17 | 273.25 |
| 21 | S18 | 280.25 |

PAL D/K (China)

| Index | Channel No. | Freq. (MHz) |
|-------|-------------|-------------|
| 1 | DS-1 | 49.75 |
| 2 | DS-2 | 57.75 |
| 3 | DS-3 | 65.75 |
| 4 | DS-4 | 77.25 |
| 5 | DS-5 | 85.25 |
| 6 | Z-1 | 112.25 |
| 7 | Z-2 | 120.25 |
| 8 | Z-3 | 128.25 |
| 9 | Z-4 | 136.25 |
| 10 | Z-5 | 144.25 |
| 11 | Z-6 | 152.25 |
| 12 | Z-7 | 160.25 |
| 13 | DS-6 | 168.25 |
| 14 | DS-7 | 176.25 |
| 15 | DS-8 | 184.25 |

FREQUENCY TABLE FOR CABLE TV

| | | | | | | | | |
|----|-------|--------|----|-------|--------|----|-------|--------|
| 16 | DS-9 | 192.25 | 60 | DS-23 | 551.25 | 36 | SC-26 | 411.25 |
| 17 | DS-10 | 200.25 | 61 | DS-24 | 559.25 | 37 | SC-27 | 423.25 |
| 18 | DS-11 | 208.25 | 62 | DS-25 | 567.25 | 38 | SC-28 | 435.25 |
| 19 | DS-12 | 216.25 | 63 | DS-26 | 575.25 | 39 | SC-29 | 447.25 |
| 20 | Z-8 | 224.25 | | | | 40 | SC-30 | 459.25 |

| | | |
|----|-------|--------|
| 21 | Z-9 | 232.25 |
| 22 | Z-10 | 240.25 |
| 23 | Z-11 | 248.25 |
| 24 | Z-12 | 256.25 |
| 25 | Z-13 | 264.25 |
| 26 | Z-14 | 272.25 |
| 27 | Z-15 | 280.25 |
| 28 | Z-16 | 288.25 |
| 29 | Z-17 | 296.25 |
| 30 | Z-18 | 304.25 |
| 31 | Z-19 | 312.25 |
| 32 | Z-20 | 320.25 |
| 33 | Z-21 | 328.25 |
| 34 | Z-22 | 336.25 |
| 35 | Z-23 | 344.25 |
| 36 | Z-24 | 352.25 |
| 37 | Z-25 | 360.25 |
| 38 | Z-26 | 368.25 |
| 39 | Z-27 | 376.25 |
| 40 | Z-28 | 384.25 |
| 41 | Z-29 | 392.25 |
| 42 | Z-30 | 400.25 |
| 43 | Z-31 | 408.25 |
| 44 | Z-32 | 416.25 |
| 45 | Z-33 | 424.25 |
| 46 | Z-34 | 432.25 |
| 47 | Z-35 | 440.25 |
| 48 | Z-36 | 448.25 |
| 49 | Z-37 | 456.25 |
| 50 | DS-13 | 471.25 |
| 51 | DS-14 | 479.25 |
| 52 | DS-15 | 487.25 |
| 53 | DS-16 | 495.25 |
| 54 | DS-17 | 503.25 |
| 55 | DS-18 | 511.25 |
| 56 | DS-19 | 519.25 |
| 57 | DS-20 | 527.25 |
| 58 | DS-21 | 535.25 |
| 59 | DS-22 | 543.25 |

SECAM L, SECAM L'

| Index | Channel No. | Freq. (MHz) |
|-------|----------------|----------------|
| 2 | 2 | 55.75 |
| 3 | 3 | 60.5 |
| 4 | 4 | 63.75 |
| 11 | SC-1 | 120 |
| 12 | SC-2 | 128 |
| 13 | SC-3 | 136 |
| 14 | SC-4 | 144 |
| 15 | SC-5 | 152 |
| 16 | SC-6 | 160 |
| 17 | SC-7 | 168 |
| 5 | 5 | 176 |
| 6 | 6 | 184 |
| 7 | 7 | 192 |
| 8 | 8 | 200 |
| 9 | 9 | 208 |
| 10 | 10 | 216 |
| 18 | SC-8 | 224 |
| 19 | SC-9 | 232 |
| 20 | SC-10 | 240 |
| 21 | SC-11 | 248 |
| 22 | SC-12 | 256 |
| 23 | SC-13 | 264 |
| 24 | SC-14 | 272 |
| 25 | SC-15 | 280 |
| 26 | SC-16 | 288 |
| 27 | SC-17 | 303.25 |
| 28 | SC-18 | 315.25 |
| 29 | SC-19 | 327.25 |
| 30 | SC-20 | 339.25 |
| 31 | SC-21 | 351.25 |
| 32 | SC-22 | 363.25 |
| 33 | SC-23 | 375.25 |
| 34 | SC-24 | 387.25 |
| 35 | SC-25 | 399.25 |

**Service-Nummern / Service numbers / Numéros du service après-vente /
Numeri del servizio di assistenza / Servicenummers / Telefonnummer für
service / Números de servicio / Números de serviço / Servicenumre /
Numery serwisowe / Servisní čísla / Servisné čísla**

| Country: | | Phone: | Fax: |
|----------------------------|-------|----------------|------------------|
| Germany | (D) | 0180-5000225 | 05121-49 4002 |
| Austria | (A) | 01-610 39 0 | 01-610 393 91 |
| Belgium | (B) | 02-525 5444 | 02-525 5263 |
| Denmark | (DK) | 44 898 360 | 44-898 644 |
| Finland | (FIN) | 09-435 991 | 09-435 99236 |
| France | (F) | 01-4010 7007 | 01-4010 7320 |
| Great Britain | (GB) | 01-89583 8880 | 01-89583 8394 |
| Greece | (GR) | 210 94 27 337 | 210 94 12 711 |
| Ireland | (IRL) | 01-46 66 700 | 01-46 66 706 |
| Italy | (I) | 02-369 6331 | 02-369 6464 |
| Luxembourg | (L) | 40 4078 | 40 2085 |
| Netherlands | (NL) | 0800 400 1010 | 0800 400 1040 |
| Norway | (N) | 66-817 000 | 66-817 157 |
| Portugal | (P) | 2185 00144 | 2185 00165 |
| Spain | (E) | 902 52 77 70 | 91 410 4078 |
| Sweden | (S) | 08-750 18 50 | 08-750 18 10 |
| Switzerland | (CH) | 01-8471644 | 01-8471650 |
| Czech Rep. | (CZ) | 02-6130 0446 | 02-6130 0514 |
| Hungary | (H) | 76 511 803 | 76 511 809 |
| Poland | (PL) | 0800-118922 | 022-8771260 |
| Turkey | (TR) | 0212-335 06 71 | 0212-3460040 |
| USA | (USA) | 800-950-2528 | 708-6817188 |
| Brasil (Mercosur) | (BR) | 0800 7045446 | +55-19 3745 2773 |
| Malaysia (Asia Pacific) | (MAL) | +604-6382 474 | +604-6413 640 |

Blaupunkt GmbH
Robert-Bosch-Str. 200
D-31139 Hildesheim